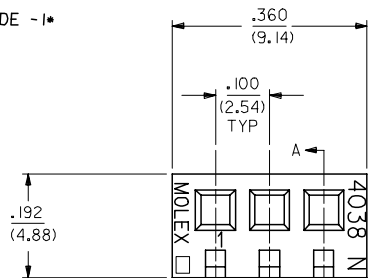
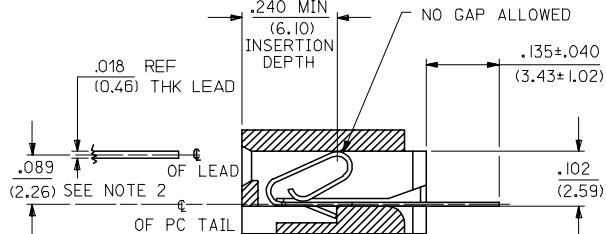
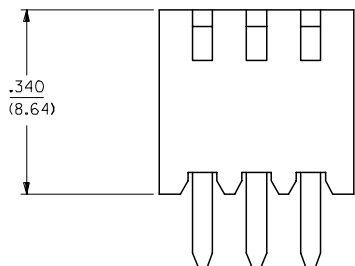


OPTION CODE -1\*



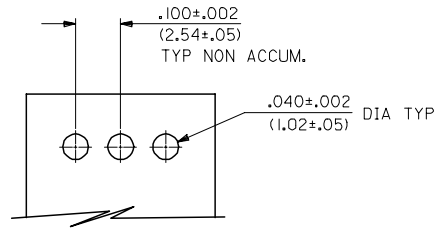
CKT NO 1



SECTION A-A

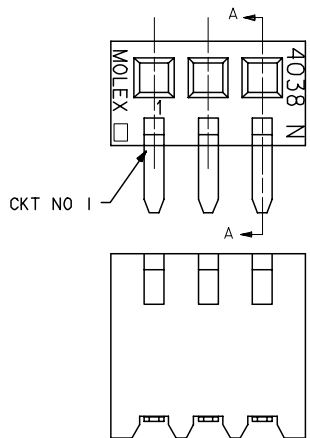
NOTES:

1. MATERIAL: GLASS FILLED POLYESTER 94V-0 COLER WHITE.
2. PLATINGS:  
P909 - HOT TIN DIP: .000100/(0.00254) MIN.  
\* THE PRIMARY SHIPPING CARTON WILL BE LABELED "COMPLIANT TO RoHS DIRECTIVE 2002/95/EC AND ELV ANNEX II OF DIRECTIVE 2000/53/EC". CARTONS WITHOUT THIS LABEL MAY CONTAIN PRODUCT WITH TIN/LEAD PLATING.
3. PRODUCT SPECIFICATION: NONE
4. PACKAGING: BULK
5. TERMINAL TO HOUSING RETENTION FORCE: 3 LBS. MIN.
6. CONNECTORS ARE NOT STACKABLE ON .100/(2.54) CENTERS.
7. TERMINALS CONFORM TO SOLDERABILITY SPECIFICATION SMES-152.
8. .085/(2.16) DIM. WILL VARY DEPENDING ON LEAD THICKNESS.

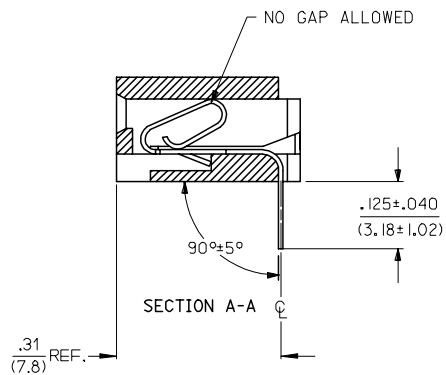


RECOMMENDED PC BOARD LAYOUT

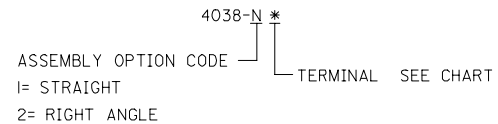
OPTION CODE -2\*



CKT NO 1



SECTION A-A



2	D
1	D1
SHT. REV.	

ADD DIMENSION EC NO: UCP2007-0731 DRAWN BY: DER CHKD: ADERR APPR: FSM TH	QUALITY SYMBOLS =0 =0	GENERAL TOLERANCES (UNLESS SPECIFIED)		DIMENSION STYLE IN/MM		SCALE 1:1	DESIGN UNITS INCH	THIRD ANGLE PROJECTION
		4 PLACES ± --- ± ---	3 PLACES ± --- ± .010	2 PLACES ± 0.25 ± .014	1 PLACE ± 0.36 ± ---	ANGULAR ±1/2°	DRAWN BY SAMIEC	DATE 1992/01/10
D1	REV	DRAFT WHERE APPLICABLE MUST REMAIN WITHIN DIMENSIONS		SEE CHART		MATERIAL NO. LENZ		DATE 1992/01/10
			THIS DRAWING CONTAINS INFORMATION THAT IS PROPRIETARY TO MOLEX INCORPORATED AND SHOULD NOT BE USED WITHOUT WRITTEN PERMISSION		MATERIAL NO. LENZ		DATE 1992/01/10	DOCUMENT NO. SDA-4038
							SHEET NO. 1 OF 2	

13	12	11	10	9	8	7	6	5	4	3	2	1
EDP NO.	ENG. NO.	HOUSING NO.	TERMINAL NO									
10-18-2031	A-4038 -1	4038	2733-ATL (P909) BRASS									
10-18-2034	A-4038 -1A	4038	7470-(1021L PHOS BRONZE									
10-18-2035	A-4038 -1J	4038	7470-(1221L PHOS BRONZE									
10-18-2032	A-4038 -2	4038	2733-ATL (P909) BRASS									
- -	A-	-	-									
- -	A-	-	-									
- -	A-	-	-									
- -	A-	-	-									
- -	A-	-	-									
- -	A-	-	-									
- -	A-	-	-									

13	12	11	10	9	8	7	6	5	4	3	2	1

= 0     = 0    REVISE ONLY ON CAD SYSTEM

DIMENSIONS SHOWN IN METRIC INCH

UNLESS OTHERWISE SPECIFIED	TOLERANCES IN MILLIMETERS
± 0.1	± 0.025
± 0.2	± 0.05
± 0.5	± 0.1
± 1.0	± 0.2

PART NAME: TRANSISTOR SOCKET ASSY  
 DRAWING NO.: 4038 SERIES DWG  
 SHEET NO.: 2  
 DATE: 1/13/92  
 DRAWN BY: SDA-4038  
 CHECKED BY: C